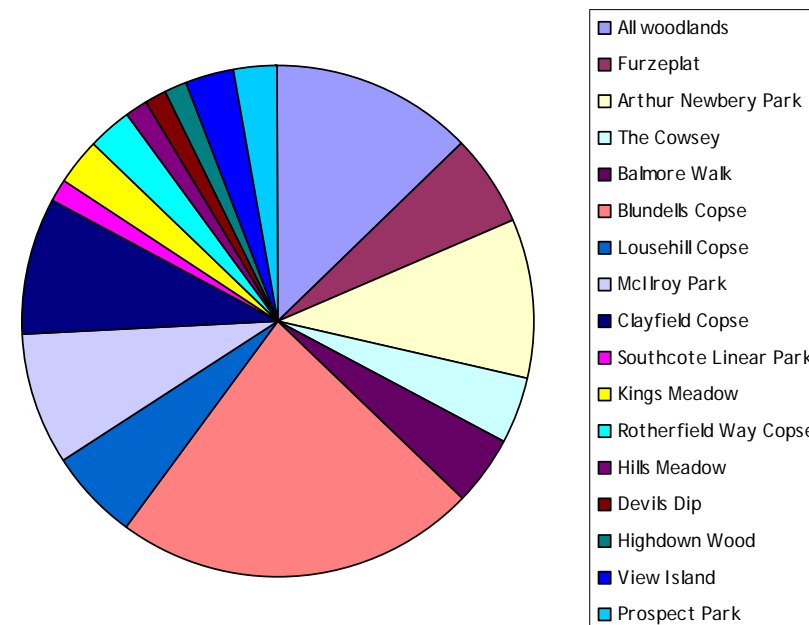


## SUMMARISED DETAILS OF RESPONDANTS (selected questions)

1) Do you support the council's approach to rejuvenating Reading's Woodlands?		
Yes	45	94%
No	3	6%
<i>Total</i>	<i>48</i>	

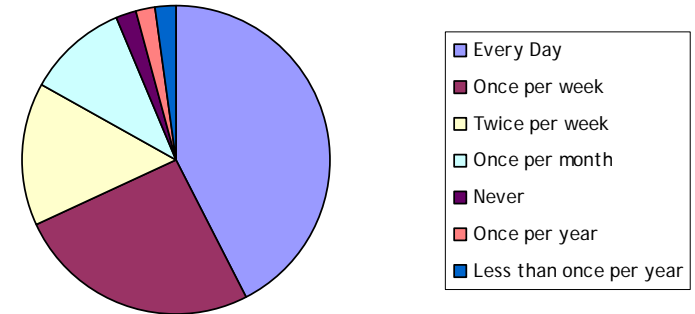
2) Which woodland does this refer to (please tick all that apply):	
<b>Count of which woodlands</b>	
All woodlands	9
Furzeplat	4
Arthur Newbery Park	7
The Cowsey	3
Balmore Walk	3
Blundells Copse	16
Lousehill Copse	4
McIlroy Park	6
Clayfield Copse	6
Southcote Linear Park	1
Kings Meadow	2
Rotherfield Way Copse	2
Hills Meadow	1
Devils Dip	1
Highdown Wood	1
View Island	2
Prospect Park	2
<i>Total</i>	<i>70</i>



### 3) How often do you visit one of Reading Council's Woodlands?

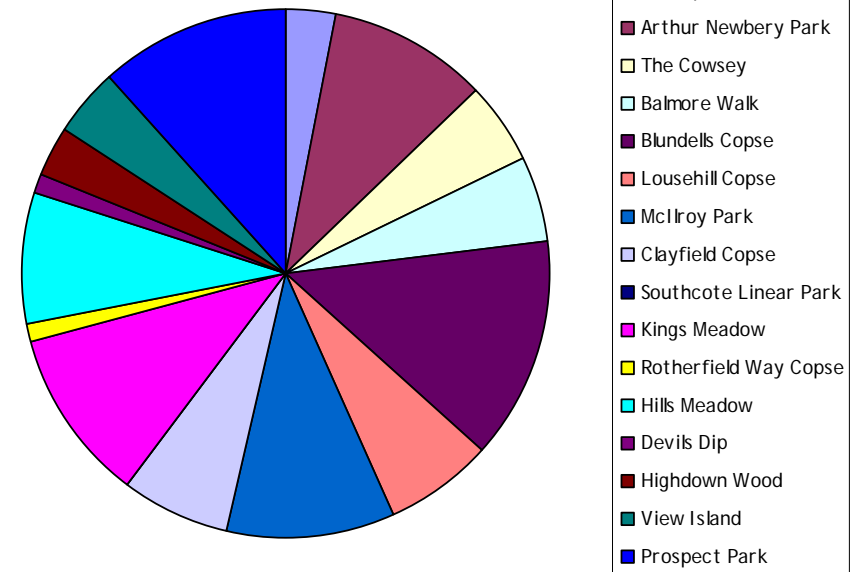
How often do you visit?

Every Day	20	43%
Once per week	12	26%
Twice per week	7	15%
Once per month	5	11%
Never	1	20%
Once per year	1	6%
Less than once per year	1	13%
<b>Total</b>	<b>47</b>	



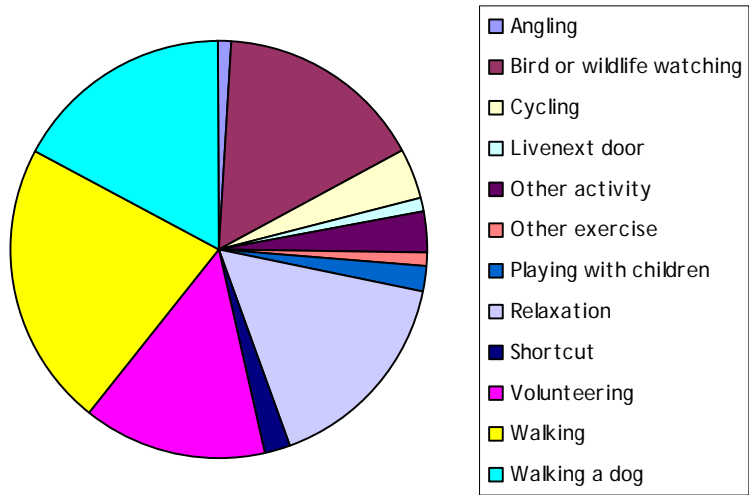
### 4) Which woodlands do you visit (please tick all that apply)?

Furzeplat	5
Arthur Newbery Park	16
The Cowsey	8
Balmore Walk	9
Blundells Copse	22
Lousehill Copse	11
McIlroy Park	17
Clayfield Copse	11
Southcote Linear Park	0
Kings Meadow	17
Rotherfield Way Copse	2
Hills Meadow	13
Devils Dip	2
Highdown Wood	5




View Island	7
Prospect Park	19
<b>Total</b>	<b>164</b>

5) Why do you visit (please tick all that apply):	
Angling	1
Bird or wildlife watching	16
Cycling	4
Livenext door	1
Other activity	3
Other exercise	1
Playing with children	2
Relaxation	16
Shortcut	2
Volunteering	14
Walking	22
Walking a dog	17
<b>Total</b>	<b>99</b>

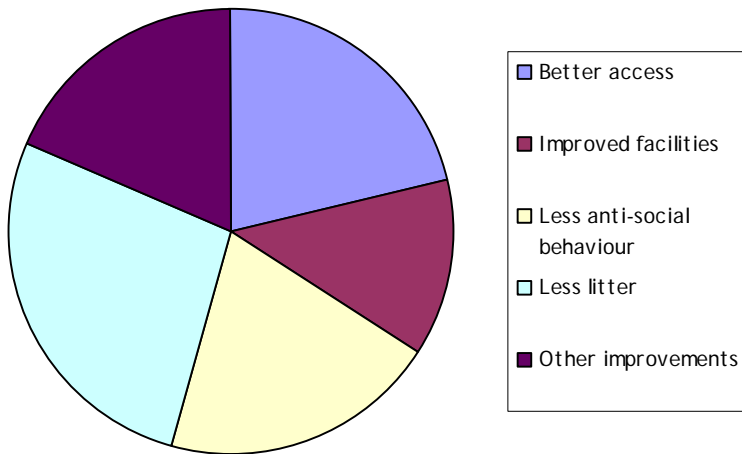


6) How do you travel to the woodland (users can select more than one option)?	
By foot	42
By car	20
By bike	11
By bus	2

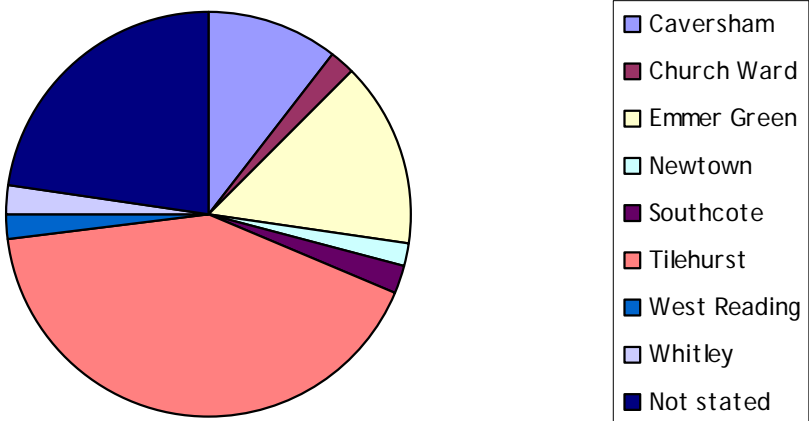


Total	75
-------	----

7) What would encourage you to visit Reading's woodlands more often?		
Better access	15	32%
Improved facilities	9	19%
Less anti-social behaviour	14	30%
Less litter	19	40%
Other improvements	13	28%
<b>Total</b>	<b>70</b>	



8) Which part of Reading are you from		
Caversham	5	10%
Church Ward	1	2%
Emmer Green	7	15%
Newtown	1	2%
Southcote	1	2%
Tilehurst	20	42%
West Reading	1	2%
Whitley	1	2%
Not stated	11	23%
<b>Total</b>	<b>48</b>	



**9) Would you be interested in undertaking voluntary conservation tasks in the woodlands?**

Yes	32	67%
No	14	29%
Not stated	2	4%
<b>Total</b>	<b>48</b>	

**10) Age of respondent**

25 - 34	1	2%
35 - 44	3	6%
45 - 54	8	17%
55 - 64	5	10%
65 and over	6	13%
Not stated	25	52%
<b>Total</b>	<b>48</b>	

